

332 Air Expeditionary Group



RIGHT START



*The Legend
Continues*



Ahmed Al Jaber Air Base, Kuwait



Table of Contents

CONTENTS

Kuwait: Its language & people	4-6
332nd AEG history, Tuskegee Airman	8-9
Jaber rules to live by on & off base	10-11
Tips on staying healthy while here	12-13
Al Jaber Base Map	14-15
OSI, Safety, Learning Resource Center	16-17
JAG, Finance, Pay allowances here	18-19
Comm, Fire Dept, EOD	20-21
Chapel, CE (tent living, AC and more...)	22-23
Services, Post Office, Disaster Prep	24-25
Calling home, telephone list	26
332nd AEG chain of command	27
Life saving tips & calendar of events	28

Hello (Mar'haba)

You are about to begin one of the most professionally demanding and exciting TDYs of your career – an opportunity of a lifetime.

Those of you deploying to the CENTCOM Area of Responsibility for the first time will find the environment decidedly different from anything you have ever experienced.

Your time here will be challenging, and on occasion, stressful. However, you are here to perform what you have been trained to do. You are at the tip of the spear, executing combat missions, and implementing our nation's policies. I expect your best effort and you can expect mine.

Additionally, it isn't all work. On your time off, as well as "on the job" you will have the opportunity to make new friends with our wonderful Kuwaiti hosts as well as experience their culture and tour their fascinating country. It will positively add to your deployed experience. At the end of your tour at Al Jaber, I desire nothing more than to see you on the plane, safe and healthy, and with the satisfaction of a job well done.



DAVID C. NICHOLS, Col, USAF
Commander, 332nd AEG



About Kuwait



People

The people of Kuwait are ethnically divided between Kuwaiti, South Asian, Iranian, and other nationalities. Religions are Shi'a Muslim, Sunni Muslim, Christian, Hindu, Parsi and other. Arabic is the official language; however, English is widely spoken. Third country nationals perform routine and unskilled tasks and are often employed by service contractors supporting Kuwait and allied armed forces.

Geography

Kuwait, located on the Northwest coast of the Persian Gulf, is bordered by Iraq and Saudi Arabia. Kuwait has a total area of 17,820 sq km (slightly smaller than New Jersey) and 499 km of coastline. The climate is dry desert with intensely hot summers and short, cool winters. The terrain consists of a flat to slightly undulating desert plain.

Climate

Kuwait has a subtropical desert climate with two distinct seasons. Summer (May through October) produces a peak high temperature of 48 C (119 F) and an extreme low of 14 C (57 F), with a mean daily high temperature of 40 C (104 F) and a mean daily low temperature of 33

C (91 F). Diurnal temperatures can vary as much as 10 C (18 F). Frequent sandstorms, caused by the arid shamal winds, blow across the Persian Gulf.

Winter (November through April) produces a peak high temperature of 39 C (103 F) and an extreme low of 1 C (33 F), with a mean daily high temperature of 28 C (83 F) and a mean daily low of 9 C (49 F). Winter brings all of Kuwait's meager (5 to 28 mm; 0.2 to 1 inch) annual precipitation.

Medical

Infectious disease posing the greatest risk (in descending order) to deployed forces include diarrheal diseases (highly endemic; caused by several bacterial, protozoal and viral agents); other food or waterborne diseases, including hepatitis A and E, and typhoid/paratyphoid fever (moderately endemic); vector-borne diseases, including sandfly fever (moderately endemic), leishmaniasis and other arboviral fevers (including West Nile and Sindbis fevers); person-to-person/close contact diseases, including meningococcal meningitis; sexually transmitted and/or bloodborne diseases, including gonorrhea and viral hepatitis B, C and D; and other endemic diseases, including brucellosis and trachoma.

Classic Arabic Phrases

<i>Hello</i>	MAR-HA-BA
<i>Welcome</i>	AH-LAN WA SAH-LAN
<i>Goodbye</i>	MA-AAS-SA-LAA-MA
<i>What is your name?</i>	
<i>(to a man)</i>	MA IS-MUKA?
<i>(to a woman)</i>	MA IS-MIKA?
<i>My name is...</i>	ANA ISMI...
<i>Good morning</i>	SABAH EL KHAIR
<i>Reply</i>	SABAH EL NOOR
<i>Good evening</i>	MASA-EL KHAIR
<i>Reply</i>	MASA-EL NOOR
<i>Greetings</i>	AS SALAAMU ALAY KUM
<i>Reply</i>	WA ALAY KUM AS SALAAM
<i>How are you?</i>	KAYFA AL HAL?
<i>Where are you going?</i>	WEIN RAYEH
<i>Yes</i>	NA'AM
<i>No</i>	LA'A
<i>Okay</i>	TAY-YIB
<i>How much?</i>	BEKAM?
<i>What is that?</i>	EISH HATHA?
<i>What is this?</i>	EISH HATHAK?
<i>Really?</i>	SA-HIIH
<i>Please</i>	
<i>(to a man)</i>	MIN-FAD-LAK
<i>(to a woman)</i>	MIN FAD-LIK
<i>(to a group)</i>	MIN-FADL-KUM
<i>Bathroom</i>	HAMMAM
<i>Thank you</i>	SHUK-RAN
<i>Thank you very much</i>	SHUK-RAN JA-ZII-LAN
<i>You are welcome</i>	AHLAN WA SAHLAN
<i>Tomorrow</i>	BUKRAH
<i>Certainly</i>	A-KIID
<i>God's will</i>	IN SHAA ALLAH
<i>Of course</i>	TAB-AAN
<i>Never mind/it's okay</i>	MAA LISH
<i>It doesn't matter</i>	MUSH MU-HIM
<i>Be careful</i>	IN-TA-BIH
<i>Why not?</i>	LEYSH LA

Customs and Courtesies

Greetings: The most common is a hand-shake using the right hand. For women, it is impolite to shake hands.

Gestures: It is impolite to point or signal another person with the hand, especially with the left hand. Avoid the use of the left hand for gesturing. It is an insult to point the bottom of one's foot at another person. It is also impolite to cross the ankle over the knee. There are many restrictions on female behavior in public.

Alcohol: Moslem religion restricts the use of alcohol and it is prohibited in Kuwait.

Pornography: Pornography and sexually explicit material are equally unacceptable in the Arab society, and are also prohibited.

Sitting: Never sit and expose the sole of your shoe or the bottom of your feet to an Arab – it is regarded as an insult.

Conversation: Generally take the lead from what an Arab brings up in conversation but avoid asking personal questions. Do not ask questions about the woman of an Arab family.

Touching: Touching and holding hands with members of the same sex in public is acceptable among Arabs and demonstrates friendship. Touching or kissing members of the opposite sex in public is considered to be in extremely bad taste and could be considered obscene.

Distance: Arabs stand very close together when talking. You may find this to be uncomfortable but do not back away.

Time: Do not be impatient with local people. If you hurry, nothing will get done. However, if you arrive too late for an appointment, you are publicly insulting the individual.

Criticism: Unlike Americans, Arabs do not accept or give criticism directly. Even constructive criticism of an Arab's work or ideas in public is considered an insult. It is especially rude to contradict a person of status or a superior in rank or age.

An Arab's ideas or suggestions should always be given recognition. If criticism is required, take the Arab aside privately and gradually lead up to the subject in an indirect

and very tactful manner.

American "frankness" is always too direct and usually misunderstood as criticism. Arabs understand and appreciate tact because it protects public image, avoids insult and displays culture.

Patronizing: Do not talk down to someone because he doesn't speak English well.

Photography: Do not take pictures of military or civilian installations and equipment, military or civilian police, or civilian airport or seaport facilities without permission of the host country.

Do not photograph men at close range without permission. Do not photograph women or children ever.

Women: Do not stare at or strike up a conversation with Arab women in public.

You, the technical expert: Never respond to a question from an Arab by saying, "I don't know but I will find out." No one will listen to you again.

Instead, respond by saying, "Let me show you how to look up that information" or "I must see my superiors; come back in an hour."

Gestures: Placing the right hand or forefinger on the tip of your nose, top of your head, lower right eyelid, mustache, or beard means, "It's my obligation." Placing the palm of the right hand on the chest when greeting another shows respect or thanks. Hitting the right fist onto the open palm of the left hand indicates obscenity or contempt. The western A-Ok sign is, to the Arab, a sign of the evil eye and used only in conjunction with curses. Biting the right forefinger, which is placed sideways in the mouth, may be either a threat or an expression of regret.

Food and Beverages: When offered food or drink, accept it even if you don't want it. Decline further offerings by saying that the first serving was quite sufficient.

Public Events: Men and women of the Islamic faith are not permitted to attend public events together and are segregated in the workplace. When out and about in public, women are usually covered from head to foot.



332nd Air Expeditionary Group History

The group moved to Italy early in February 1944 and began operations with the 12th Air Force on Feb. 5, using P-39s to escort convoys, protect harbors and fly armed reconnaissance missions.

The 332nd converted to P-47s during April and May and changed to P-51s in June, operating with the 15th Air Force from May 1944 to April 1945. The unit was primarily engaged in protecting bombers that struck oil refineries, factories, air fields and marshaling yards in Italy, France, Germany, Poland, Czechoslovakia, Austria, Hungary, Yugoslavia, Rumania, Bulgaria and Greece.

The unit made strafing attacks on airdromes, railroads, highways, bridges, river traffic, troop concentrations, radar facilities, power stations and other targets.

The 332nd received a Distinguished Unit Citation for a mission on March 24, 1945, when the group escorted B-17s during a raid on a tank factory at Berlin, fought the interceptors that attacked the formation and strafed transportation facilities while flying back to the base in Italy.

In October 1945, the 332nd returned to the United States and inactivated Oct. 19 that same year.

The group was again activated July 1, 1947, and equipped with P-47s before being inactivated July 1, 1949.

The 332nd Air Expeditionary Group, headquartered at Ahmed Al Jaber Air Base, Kuwait, activated in March 1997, as the 4406th Operations Group (Provisional). The 4406th OG was redesignated the 332nd Air Expeditionary Group Nov. 30, 1998.

Current subordinate units:

332nd Expeditionary Logistics Squadron

Historical unit: 332nd Station Complement Squadron

332nd Expeditionary Operations Support Squadron

Historical unit: 332nd Airdrome Squadron

332nd Expeditionary Security Forces Squadron

Historical unit: 332nd Security Police Squadron

332nd Expeditionary Support Squadron

Historical unit: 332nd Air Base Squadron



The Tuskegee Airman Story

Due to the rigid pattern of racial segregation that prevailed in the United States during World War II, more than 1,300 Black military aviators were trained at an isolated training complex near the town of Tuskegee, Ala., and at Tuskegee Institute now known as Tuskegee University.

Four hundred fifty black fighter pilots under the command of Col. Benjamin O. Davis Jr., (who was later to become the U.S. Air Force's first black general) fought in the aerial war over North Africa, Sicily, and Europe flying in secession, P-40, P-39, P-47 and P-51 type aircraft.

These gallant men flew 1,553 sorties and completed 1,578 missions with the 12th Tactical U.S. Army Air Force and the 15th Strategic Army Air Forces.

They were called the 'Schwartzze volelmenschen' (Black Birdmen) by the Germans who both feared and respected them.

White American bomber crews reverently referred to them as **"The Redtail Angels"** because of the identifying red paint on their nose and tail assemblies and because of their reputation for not losing bombers to enemy fighters as they provided fighter escort to bombing missions over strategic targets in Europe.



In March 2000, Tuskegee airmen visited the hall that is dedicated to them in Building 100.

Al Jaber and its mission

The 322nd Air Expeditionary Group's mission is very diverse, and changes with world events. However, the following missions remain constant.

Combat search and rescue with HH-60 helicopters and MC-130s for air refueling.



Air interdiction with F-16s, which are also used in defense of Al Jaber or in suppression of enemy air defense.




In addition to search and rescue, A-10s can be used to **help ground troops**. During the Persian Gulf War, A-10s were known as "tank killers."



Patriot is the U.S. Army's only combat-proven advanced air defense system that is capable of defeating both high-performance aircraft and tactical ballistic missiles.

The system was first used in combat in Operation Desert Storm. Since that action significant system upgrades, including the Patriot Guidance Enhanced Missile (GEM) have nearly doubled Patriot's range.



Rules to live by

General Rules

Like every base, Al Jaber members are required to adhere to the rules and regulations of their respective services. Members must comply with all Air Force instructions, as on any Air Force installation. There are additional rules that take into consideration the local environment, close quarters, 24-hour work schedules, and other factors. The rules that follow are necessary for safety and force protection. Non-Air Force personnel and organizations at Jaber will conform to the rules below unless their service's regulations are more restrictive.

- ♦ Open flames pose a significant fire hazard and are not allowed inside living areas – tents, expandables, etc.

- ♦ Designated smoking areas are the only authorized locations for smoking. Under no circumstance will any individual smoke in or around a tent.

- ♦ All personal hygiene activities will take place within shower or latrines only. Personnel will clean up after themselves when using the latrine and shower trailers and laundry tents.

- ♦ Personnel will observe quiet hours 24-hours a day in the living areas of the compound. This rule will be strictly enforced to afford a rest environment for shift workers.

- ♦ Trash receptacles in living, work and public areas will be emptied into the dumpsters at least daily or when full, whichever comes first. Do not place trash in butt cans or other containers not specifically designed for rubbish. Do not use dining facility or latrine trash receptacles to empty your personal trash. Trashcans will be kept inside expandables at all times.

- ♦ Eating in the living areas is authorized. However, clean up is imperative to reduce insect and rodent infestation. Cooking is not allowed in the living areas except for coffee-pots and microwave cooking or in facilities that have cooking areas in them. All snack items must be sealed or kept in refrigerators. Left-

over food will be placed in dumpsters.

- ♦ Theft of materials, equipment, furniture, or other government supplies will be investigated and addressed with disciplinary action.

- ♦ Sunbathing is allowed at the pool or other areas designated by the commander.

- ♦ Every Friday is designated as base clean up day. The group first sergeant will send out an E-mail to remind everyone.

- ♦ The senior member in each living facility is responsible for ensuring all living quarters are maintained. On a weekly basis, tent occupants are expected to verify paneling is properly tied, all ropes are tightened, and tent sections staked and sandbagged to prevent wind damage.

All occupants are responsible for ensuring the tent remains staked down after a period of high winds.

Dress and Personal Appearance Rules

- ♦ All Air Force personnel will carry two issued identification tags at all times around their neck or on their person.

- ♦ The Desert Camouflage Uniform (DCU) cap will be worn without alterations. Nametapes are not authorized on headgear. Floppy hats must be worn with the brim flat and the drawstring under the chin, behind the head, or tucked inside that hat. The floppy hat will not be worn “cowboy” or “Aussie” style, with the brim rolled up. Unless required while on duty, hats must be removed when entering any building and will not be worn hanging around the neck. Kitchen personnel will wear hats when prescribed by services.

- ♦ Hats will always be worn outdoors while in uniform. Hats are not required while operating heavy equipment vehicles, such as forklifts, backhoes and loaders. Hats are not required in designated no hat/salute areas. All flightline areas within the Area of Responsibility (AOR) are designated no hat areas.

Our appearance should reflect sensitivity to the culture in which we work and live. As guests in our host country, we must not do anything that might offend the host country and its citizens. We are here in the national interest of the United States and not just at the invitation of our host.

- ◆ Sunglasses worn while in uniform must conform to Air Force instructions. They will not be excessively ornamental, nor will they have mirrored or brightly/multi-colored lenses or frames. Goggles will be completely removed when not in use. The goggles will not hang from around the neck, on hats, or any other part of the uniform.

- ◆ In addition to the plain brown or black T-shirt, unit-approved squadron T-shirts are authorized (home unit or local unit). They must be black or brown, with the unit emblem not exceeding five inches in diameter and placed on the left side of the chest. No other markings are allowed.

- ◆ The DCU shirt may be removed in an indoor work area but must be worn outdoors. *Exception:* the DCU shirt may be removed while working out doors during hot weather when approved by a supervisor.

- ◆ Field jacket and sleep shirt may be worn with civilian clothes during inclement weather on the U.S. compound only.

- ◆ All swimsuits must be of good taste and meet Air Force recreational area directives.

- ◆ All personnel will abide by the dining hall dress and sanitation standards posted at the dining facilities.

Off-Base Dress and Appearance

- ◆ Personnel will wear conservative attire. Approved attire includes slacks, jeans in good condition (no holes, tears or stains), mid-thigh or longer shorts, collared shirts with long or short sleeves, blouses with a round collar, or a V-neck or a turtle neck with sleeves. Neither men nor women will wear shirts or blouses of sheer fabric. Women are asked not to wear shorts off base.

- ◆ Baseball caps are authorized if they are plain, dark colored hats, hats with international

sports logos, hats with professional/college team logos, or hats approved by immediate commander. Inappropriate caps include those with local teams, U.S. and/or military insignia, unit designators, vulgar language or depictions, or alcoholic beverage logos.

- ◆ Other inappropriate attire includes: tank tops, T-shirts, mid-drift shirts, halter tops and baggy or oversized jeans. Reference AEGI 36-2903 for more details.

- ◆ Body piercing rings, other than earrings worn on the ears by females, are not allowed anywhere in the AOR on or off base.

- ◆ If DCUs are worn for official business travel to Camp Doha, Ali Al Salem, etc., the DCU blouse will be removed while traveling and a collared civilian shirt will be worn to give the impression of civilian attire to persons looking into the vehicle.

- ◆ Women driving off base must have a male escort.

Exercise Policy

- ◆ People may exercise either on or off site throughout the day. Running off site is limited to the flightline perimeter road. After sunset, off-site runners must stay in groups of at least two with each runner wearing a reflective belt. Additionally, one person in each group will carry a flashlight and runners must run on the paved surface facing oncoming traffic.

- ◆ People running off site will wear a minimum of a T-shirt with sleeves (rolled down) and conservative-length shorts. Clothing styles and logos will be conservative and conform to the standards of good order, discipline and morale. Traditional work-out attire may be worn when inside the U.S. gym.

- ◆ Inside the U.S. compound, men may go without shirts while sun-bathing, playing volleyball or basketball at designated areas. All other times, a shirt must be worn (including to and from latrines).

Tips on how to stay healthy while here at the Jab

Do not feel alone. Common ailments during your first two weeks here include: nose bleeds, diarrhea, athlete's foot, insomnia and dry, itchy eyes.

Following are a few tips that may help you get by without incident while at the Jab.

- ♦ Wash your hands often – before eating, after smoking, using the toilet, sneezing, coughing and working out. It's the best way to prevent spreading diseases.

- ♦ Bathe and change into clean undergarments and socks daily. Keep your feet dry and change socks frequently. Keep feet open to the air when possible.

- ♦ Drink bottled water ONLY! Bottled water is the only water approved for drinking and cooking.

- ♦ Brush your teeth after every meal and floss. The water is not fluoridated. Fluoride oral rinse can be purchased at the BX.

- ♦ Clean and sanitize your CamelBak. Rinse it daily and remember to flush the tube. Use a teaspoon of bleach in a full bladder of water once a week to fully sanitize. Rinse twice after bleach. Sanitize your canteen at least weekly.

- ♦ Keep your immunizations current.

- ♦ Abstinence is the safest sex. Pregnancy, genital warts, herpes, crabs, chlamydia and gonorrhea all have been treated recently at this base.

- ♦ Shake boots, uniforms and linen to remove insects.



Sports injuries are the number one show stopper, especially volleyball and basketball. Make sure you warm up before exercising.

- ♦ Use DEET/Permethrin only as directed on skin/uniforms. These are not available at the medical aid station, but can be bulk ordered by your unit.

- ♦ Use latrines for toileting and brushing teeth – this is the only authorized area to brush your teeth.

- ♦ Store foods properly in living quarters – use sealed, covered containers, no open packages. Mice and rats are persistent; they love crumbs and empty wrappers. They bring cats, fleas and poisonous snakes into your dwelling. Sweep/vacuum living and work areas daily.

Stay hydrated, use sunscreen and exercise safely to avoid injury

- ♦ Drink lots and lots of water, approximately 1-2 liters per hour if you are out in the sun, and then some more.

The first two weeks will be rough while you are adjusting to the climate

- ♦ Clothing is the best sunscreen. SPF 30 protects you for a while, but not all day. It needs to be reapplied every 2-3 hours. Sunscreen and chapstick are available in limited

amounts at the clinic and can be purchased at the BX.

- ♦ Sport injuries and field sanitation are major medical threats at Al Jaber; play safe and smart.

- ♦ Stretch and warm up before exercise and sports. Don't try to outperform your physical limits. Sports injuries are the number one show stopper, especially volleyball and basketball.



Medical Aid Station

Clinic/immunization/sick-call hours

0800-1000 and 1400-1600 Monday-Saturday; 1400-1600 Sunday

Location

Clinic is located in Building 123.

Emergencies

LMR Channel, or call 441-2043

Services

The medical aid station has a limited pharmacy and services available.

Dental and optometry services are not available at Al Jaber, however, Camp Doha offers these services, and patients will be taken there

as needed.

Services here include heat index results, which are called to the command post, who then relays the information via radio, phone and a courtesy e-mails.

General Information

People who don't have eyeglass inserts for their gas masks should call their home unit optometry section and have them mail them because there is no facility here that can make them.

Another, more costly, alternative is to get a referral from a Camp Doha optomistrist to a local Kuwaiti optometrist. You will wait about 30 days and pay more than \$200 for each new set.

If you require injections or have medical conditions requiring any follow up during your

stay here, notify the flight surgeon. If you will need a refill during your stay, notify your home station.

Store medications to protect them from heat. Remember that the tents and "expandables" get hot quickly when power is interrupted, and this happens often.

Cooked pills may look okay, but they don't work. Birth control, thyroid and allergy medications are all susceptible to heat damage. Your medications can be turned into the clinic for storage.

AFOSI

DETACHMENT 245

Phone: 441-2035 Location: Building 100

Current conditions

Terrorist Threat	HIGH
Foreign Intelligence Threat	HIGH
Criminal Threat	LOW

Terrorism groups of concern

- ◆ Usama Bin Ladin
- ◆ Kuwaiti Hizballah
- ◆ Iranian backed Lebanese Hizballah
- ◆ Egyptian Islamic Jihad

The threat is real

All countries whose interests are counter to the U.S. have active collection activities against the U.S. and have diplomatic presence in Kuwait. You will be watched while you are here.

Remember, always be vigilant when escorting non-military individuals on Jaber.

Watch for note taking, cell phone calls, taking pictures and wandering from work area.

Most importantly, report anyone asking too many questions to the AFOSI office here at Al Jaber.

The Off Limits Area is the town of Jahra.

Safety Office

Phone: 441-2017 Location: Building 100

At Al Jaber, safety has an even more important role in our mission because of the environment we work and live in. Take time to look around and pay attention to what is going on. We are a manpower-limited organization performing in a very challenging environment where, if anyone or any single piece of equipment is put out of the equation, it impacts our mission.

Safety Briefing

Many folks who arrive simply start work without a safety briefing. This is an extremely bad practice, especially here, where the consequences are tenfold.

Have your supervisor give you a thorough safety briefing before you begin work. Know the dangers.

Annotate briefing on AF Form 55.

Off Base Driving

Only certain individuals may drive off base. Only E-5s and above are allowed to drive on morale trips. If your job requires you to drive off base, and an E-5 or above is not available, then lower ranks may drive off base. Everyone who will drive off-base, either for duty reasons or morale trips, must attend the Off Base Driving briefing.

Speed Limits:

- 25 KPH - Compound
- 35 KPH - Perimeter Road
- 45 KPH - Al Jaber; Outside Compound
- 80 KPH - HWY 604 (Dead Sheep Highway)

100 KPH in Kuwait, unless of course the posted speed limit is lower.

Remember, seat belt use is mandatory.

Learning Resource Center

Phone: 441-2217 Location: Building 466

The LRC is open six days a week, from 0900-1700, Monday through Saturday.

Professional Development: ECI testing, Educational Counseling and Study Guides.

Educational Development: Testing, Schools of Higher Learning, City Colleges of Chicago, University of Maryland, Distance Tuition Assistance and on-line Registration.

Research Assistance: Full Text Document Delivery, Web Based Research Databases, CD ROM Research Tools, Reference Books and Study Guides.

General Services: Paperback books, swap rack, educational videos, audio books (books on tape), magazines and newspapers to include Star & Stripes, Kuwait Times, Arab Times and Air Force Times.

Computers: Six Internet workstations are available for personnel to use. These comput-



Al Jaber's Learning Resource Center offers ECI testing, free paperback books, audio books and more.

ers are mainly used for distance learning, research and reference.

These computers are also used for Security Awareness Training & Education (SATE) for the entire base.

Testing: Contact the test control officer for CLEP, DANTES and CDC test.

University of Maryland and City College of Chicago offer classes



The LRC is located on Fogleman Road.

The University of Maryland and City College of Chicago have a representative at the Learning Resource Center (LRC) from 1300-1600 every Tuesday.

If any of you are interested in taking classes while you are here at Al Jaber AB, this is your opportunity.

Staff Judge Advocate

Phone: 441-2011 Location: Building 100, Room 5

The Ahmed Al Jaber Legal Office duty hours are 0730 – 1700, Monday through Saturday.

The JAG provides legal assistance and notary service (including preparation of powers of attorney and wills), and processes claims. Although the JAG maintains an open door policy, please call ahead for legal assistance to ensure the JAG will be in. The JAG also advises commanders and first sergeants on disciplinary and other legal matters.

General Order No. 1

Many of the disciplinary actions that arise at Ahmed Al Jaber AB result from violations of General Order No. 1 (GO-1). GO-1 is a lawful order prohibiting certain types of conduct within the Central Command area of responsibility, and violations of GO-1 are punishable under Article 92 of the UCMJ. Many of GO-1's prohibitions are based on Islamic traditions and Kuwaiti law and, as a result, restrict certain activities that are generally permissible in Western societies.

Among other things, **GO-1 prohibits:**

The introduction, possession, transfer, sale, creation or display of any sexually explicit or pornographic materials (including via e-mail or the Internet).

"Pornographic" is defined as images "displaying the human genitalia, uncovered women's breasts or any human sexual act." The term "sexually explicit" includes any image in which the human torso (that is, the area below the neck, above the knees and inside the shoulders) is exposed in an unclothed or semi-clothed manner.

There is an exception for any materials displayed by or obtained from AFRTS, AAFES or MWR outlets within the AOR; the possession, manufacture, importation, distribution or consumption of alcohol; the possession of private firearms or munitions; gambling; and driving in excess of 100 KPH



Remember, it's illegal to take pictures outside the U.S. compound of Al Jaber.

There are several other specific prohibitions under GO-1, and it is your responsibility to know and follow them. The full text of GO-1 is available on the Intranet.

Photography: Taking pictures anywhere on Ahmed Al Jaber AB outside the U.S. compound is prohibited without specific written authorization. To obtain the forms to request authorization, see the JAG. Also, see the JAG regarding off-base photography restrictions. All photography outside the berm must first be approved by the Kuwaitis. This includes the flightline and HAS 17. However even with approval there are certain things you cannot take pictures of: force protection measures, Mosques, in the Ahmedi Oil Field area or any Kuwaiti aircraft is strictly prohibited and punishable under Articles 90 and 92.

Finance

Cashier Cage: 441-2047 Location: Building 123

The finance customer service office is located in Building 100, Room 7.

The Cashier Cage is located in Building 123, down the hall from the clinic.

The personal check-cashing limits per week in U.S. dollars are...

E-1 through E-4: \$200 weekly

E-5 through E-6: \$400 weekly

E-7 and above: \$700

Pay listings are posted on the web page and at the Cashier Cage two to three days before each pay day.

Customer Service:

0800-1800 Monday-Saturday

Closed Sundays

441-2015/2048

Cashier Cage

0900-1300 & 1400 - 1700 Monday-Thursday and Saturday

1300-1900 Fridays

Closed Sunday

441-2047



Show me the money

Hardship Duty Pay/(Foreign Duty Pay)

Enlisted only, \$8.50-\$22.50 per month

Hostile Fire Pay

Any time spent in country qualifies, \$150 per month.

Combat Zone Tax Exclusion

Any time spent in country qualifies for a federal tax exemption.

Basic Allowance for Subsistence

Doesn't stop, will start for those on meal cards, \$7.50 per day.

Family Separation Allowance

Dependents must physically reside with you/separated due to the deployment for more than 30 days, \$100 month. A form must be filled out & submitted with your travel voucher upon return.

Per Diem

\$3.50 a day.



Exchanging dinar to dollars can only be done when you are outprocessing.

Communications

Help Desk: 441-9116 Location: Building 474

Although the Help Desk is open 24 hours, customers are asked to use their unit's work group manager for computer problems before calling the Help Desk. If the working group manager is not available or unable to fix the problem, call the Help Desk, then brief the working group manager as soon as possible.

Your new e-mail address is: first name.last name@jaber.af.mil

Please remember that e-mail can be monitored: no sexually explicit material allowed.

Morale Use

- ◆ Office computers may be used for morale during non-duty hours.
- ◆ Computers are located in Planet Jaber Recreation Center and may be used anytime it's open.
- ◆ Abide by GO-1.
- ◆ Downloads are authorized for official business ONLY.
- ◆ **The internet is monitored 24-hours**

Phones

Telephone Troubles/Questions: 441-9116

- ◆ DSN phones in Planet Jaber.
- ◆ Authorized two 15 minute calls per week.
- ◆ Do not abuse this privilege or we will lose it.



WGMS are your first line off defense for computer problems.

Land Mobile Radio (LMR)

For information about LMRs, call 441-2632

All LMRs are to be in "secure" mode except the CRASHNET



- ◆ The LMR Shop is located between COMM and EOD.
- ◆ Re-key performed monthly.
- ◆ The LMR Shop does re-keys and radio repairs.

Cell Phones For Official Use Only

◆ Cell phones are to be used only if alternate means of communications are unavailable. When traveling off base, a cell phone is mandatory for travel for safety reasons.

How to dial commercial from U.S.

Dial 011-965-1488 then one of these codes: 84506, 54163, 84513, 84161, 84162 and then dial 2 441-xxxx (the last four of your number).

Fire Department

Emergency: 117

Location: Building 930

Fire prevention

Smoking is only allowed in designated outdoor smoking areas – no exceptions. People are not allowed to walk and smoke at the same time -- it's a fire hazard.

All doors and exits must be unlocked and kept clear at all times. To be able to escape from tents, which can burn down in two minutes, aisles must be clear the entire length of the tent. Twelve-foot fire lanes must also be kept clear, so there's no parking allowed in the fire lanes at any time.

Tent chiefs and dorm residents are responsible for checking smoke detectors each week. They are also responsible for checking the fire extinguisher and the air horn. All fires, on or off base, involving government property must

be reported to the fire department. Even if the fire was extinguished.

Upon the discovery of a fire, remember **SPEED**:

S = Sound the alarm by using the air horn located in each tent/expandable and yell "FIRE, FIRE, FIRE." **Note:** Some of the pull boxes in the dormitories do not work. Do not count on them to alert personnel. Always yell FIRE, FIRE, FIRE.

P = Phone 441-2728, send a runner, or LMR channel 4 "Fire Control." Give fire location, what is on fire and whether all personnel are accounted for.

E = Evacuate the facility

E = Extinguish if safety permits

D = Direct the fire department to exact location of the fire

Explosive Ordnance Disposal

EOD: 441-2722

Location: Building 468

SAFE AREAS

Inside U.S. compound
All paved surfaces
All marked pathways

UNSAFE AREAS

Unpaved surfaces
Where UXO markings are posted
Abandoned buildings

If you don't want your stuff blown to bits, put ID tags on all personal bags, and do not leave personal belongings unattended.

On the other hand, if you find any unexploded ordnance or any improvised explosive devices (like homemade bombs), don't touch or move them, report them to the command post and whatever you do, don't bring them to EOD. Also keep in mind that you don't want to use radios or cell phones within 25 feet of suspected bombs or ordnance.

You are also not allowed to keep suspected unexploded ordnance as war souvenirs.

Reporting procedures

1. Secure the area where the UXO or IED was found.

2. Mark 25 feet around the suspected UXO or IED with available material.

3. Evacuate the area – 300 feet around UXOs and 500 feet for IEDs.

4. Notify the command post as soon as possible by calling 441-2023 or security forces at 441-6013 if command post cannot be reached.

5. Remain in the safe area to direct EOD to the suspect item.

Chapel Services

Chapel office: 441-2033

Location: Building 460

Free exercise of religion

It is important for every member of the U.S. military to know that the chaplain's job is to facilitate the free exercise of religion.

The chapel also offers counseling that is protected by a guarantee of total confidentiality.

A chaplain is available 24 hours a day. After hours, a chaplain can be contacted through the command post for emergencies.

The chapel is open 24 hours a day for worship, privileged communication, work center visitation, flight line ministry and religious freedom.


It has a variety of equipment for your religious needs. The chapel office is open from 8 a.m. to 6 p.m. daily.

Chapel schedule

The schedule is posted on the Intranet under "chapel," and bulletin boards in front of the Chapel and Chapel Annex and the base paper.

You will find information about Christian services (Protestant and Catholic), Jewish services as well as services for other faith groups.

Watch for information about Bible Study opportunities, men's and women's support groups, tours and special events to mark the holidays.



Counseling

Chaplains are trained to counsel individuals in a variety of areas. If you or a friend experience difficulty while you are here, such as family, relationships, stress, grief, work or discrimination issues, you are encouraged to seek the help from the chaplain, or contact the support personnel who can contact the chaplain for you.



Civil Engineers

CE Control: 441-2711

Location: Buildings 623/624



CE Control

CE Control is open from 0700 to 1700, Saturday through Thursday, closed on Friday.

However, emergency calls are accepted 24 hours a day.

Tips about your airconditioner

Turn the knob slightly to adjust the temperature. It only takes a slight change in position to affect the temperature.

Do **NOT** turn the control knob all the way to the left (decrease) on your airconditioner. This will cause the air conditioner to freeze and discontinue working. If this happens, turn your control knob from automatic to vent, and call CE and report your problem.

To keep your airconditioner problem-free, keep the vent and return air duct clear and free of debris.

Also, ensure the airconditioner vent panels on the end of the unit are open all the way to ensure proper airflow.

To reset your airconditioner, you need to turn the control knob from "Automatic" to OFF (reset) and push the "Circuit Breaker" button. Then return the control knob to "Automatic." If this does not restart your unit, call CE.

Note: Don't open the control panel. Tampering with internal components can result in electrocution.

Bugs and things

Don't brush your teeth and discard the

waste outside your tent. This will attract sand fleas. It's also against regulations.

Also, keep your tent clean and free of food and trash. Mice are attracted to food sources and snakes are attracted to mice -- you can see where this is leading.

Plumbing

Report any plumbing leaks and broken fixtures to CE Control.

Turn off water if you're not using it and don't flush any trash down the toilets.

Notes about tent living

Check your tents occasionally to ensure they are still adequately anchored into the ground and that the ropes are still attached.

Be aware of wires and cables across the paths as well as open trenches and holes. There are numerous construction sites on the base, so be careful, especially at night.

Self-Help Store

The hours of operation are 0700 to 1600 Saturday through Thursday, closed on Friday.

The following items are available for issue from the store: 60 watt, 120 watt, 240 volt incandescent light bulbs, hasps, combo locks, bungee cord for door closures, 4' fluorescent light bulbs, 5' fluorescent bulbs, assorted nails, assorted screws, large trash bags, small trash bags, fly traps, sticky mouse traps and hand tools for small projects can be hand receipted out for seven days only.



Birthday meals of steak and lobster are served at the end of every month.

Dining Facility Hours

Breakfast	0500-0830
Lunch	1100-1400
Dinner	1700-2030
Midnight	2300-0100

Planet Jaber Recreation Center

24 hour operation. Phone, 441-2211

- ◆ Resale items, TV and movies, free video rental, music nights, foosball, pool tables, ping pong tables, board games, tournaments, Sony Playstations

- ◆ Morale phones. Please keep morale calls to 15 minutes.

- ◆ Morale computers for e-mail or computer games. Time is limited to one hour.

Fitness Center

24-hour operations
441-2048

Lodging

Hours of operations are 0800 to 0600, Monday through Friday and 1000 to 1400 p.m., Saturday through Sunday.

Swimming Pool

0900-2100 daily

(Closed on Tuesday until 1700 for cleaning)

Swimming is allowed at Al Jaber only while a lifeguard is on duty. Horseplay is strictly forbidden as well. Read and adhere to the pool safety rules.

Base Exchange

Hours are 1000-2200 daily

Dry cleaning and laundry service is available.



Computer games are available at Planet Jaber.

Post Office

Base post office: 441-2641

Location: Building 123

The base post office is open 1200-1800 Saturday through Thursday for all postal services, including official correspondence pick up by unit mail clerks. The office is closed on Friday.

Mail is picked up and dropped off daily from/to Camp Doha.

There are three mail drop boxes located on Al Jaber (see map on Page 14). The locations are adjacent to Dorm 109, in front of the NCC Building, at the entrance of Building 123. Mail is picked up Saturday through Thursday from 1730 to 1740.

The post office doesn't accept checks, debit or money cards, so bring cash.

Postage is free (MPS) to authorized overseas locations. No overnight service is available.



Disaster Preparedness

Disaster Prep: 441-2717

Location: Building 623

People at the Jab are required to inspect their MCU-2AP mask every seven days, and annotate the inspection on DD Form 1574 (yellow tag). You should inspect all your other chemical protective gear, as well.

If you discover any problems with your chemical protective equipment, contact base supply for a replacement.

You should have field equipment (web belt, canteen, flak vest and kevlar helmet). If you do not have any or all of your field gear, again, contact base supply.

As a resident of Al Jaber, you are required to build a "quick reaction bunker bag." It should consist of your MCU-2A/P mask with an operational filter and hood attached, one pair of cotton inserts and rubber gloves. Keep this bag readily available for both exercises and real-world situations. Be familiar with bunker locations throughout the base so you know where the closest is at any given time (see map on Page 14).

If an alert beings, you should immediately report to the nearest bunker. Follow the direc-

tions of the bunker chief, or if you are the highest ranking person in the bunker, assume the position of bunker chief and follow the directions on the "Bunker Chief's Checklist" posted in each bunker.

When "bunker diving" be careful of the low entrances and rocks around the bunker. Also watch for "critters" in the bunker. They may feel that they were there first and deserve priority. Be aware of heat stress. You should fill your canteen with water and keep it filled.

Look for articles in the *Sword Point* concerning Chemical/Biological issues.



How to save big bucks calling home

You can use a phone card and spend about \$1.37 a minute calling home, or you can use the morale telephones in Planet Jaber to call the states for free or for more affordable rates. Here's how you do it: Dial 312- (DSN prefix) of the closest base operator, then tell that operator that you'd like to make a morale call from Kuwait and give them the telephone number you'd like them to dial.

If it's a local area call (from where the operator is located) then the operator will patch you through for free.

Remember, you are only allowed up to 15 minutes per call per week.

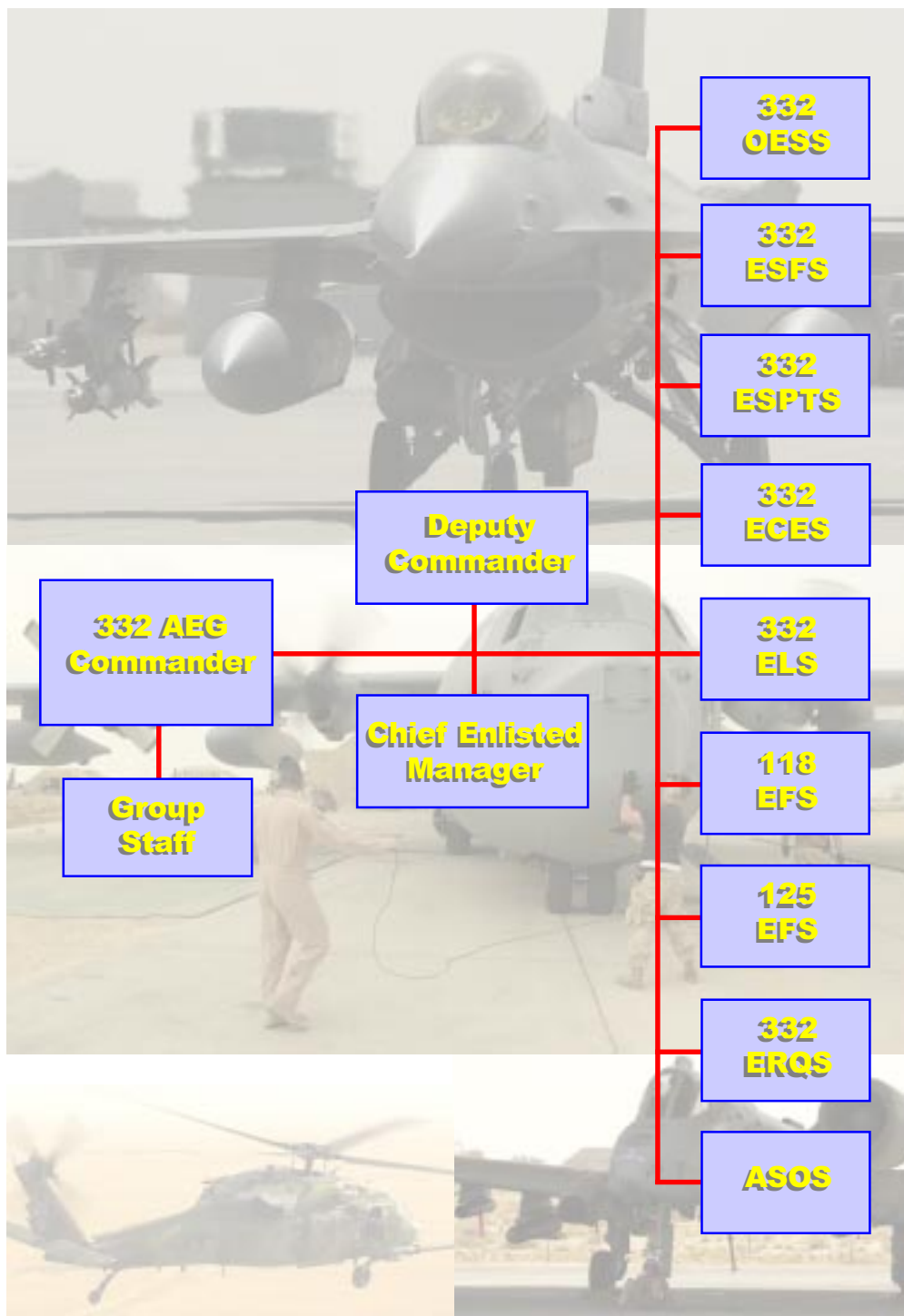
Now, if your call is outside the operator's local area, you want to ask the operator to connect you to your 1-800 calling card number, this way all you're really paying is the long distance rate from the operator to your home and not the long distance rate from Kuwait to your home.

It's much more affordable if you patch yourself through the base operator of the state you want to call.

Quick Reference Phone List

BX	441-2216
Barber Shop	441-2218
Cashier's Cage	441-2047
CE Customer Service	441-2711
Chapel	441-2033
Clinic	441-2043
Command Post	441-2025
Computer Help Desk	441-9116
Dining Facility	441-2214
Disaster Preparedness	441-2717
Explosive Ordnance Disposal	441-2723
Finance	441-2047
Fire Department	441-4211-117
Force Protection	441-2026
Ground Safety	441-2018
IG	441-2002
Individual Equipment Issue	441-3139
JAG	441-2011
Land Mobile Radio (LMR)	441-2632
Learning Resource Center	441-2217
Lodging	441-2215
OSI	441-2035
Planet Jaber Recreation Center	441-2211
PERSCO	441-2638
Post Office	441-2641
Security Forces	441-6014
Supply	441-3137
Ticket Master	441-3127
Vehicle ops (dispatch)	441-3128

The Right Start Booklet was written and designed by Tech. Sgt. Orville Desjarlais. For changes or updates, call or visit the 332nd Air Expeditionary Group Public Affairs Office in Building 100, 441-2020.



Life saving tips

BUNKER RUNS

- When you hear a Warbling/Wavering tone, immediately take cover in the nearest bunker
- Highest ranking person becomes Bunker Commander
- Open Bunker Kit and follow Bunker Commander checklist
- Report status on LMR Ch 2 to "Bunker Control" or send a runner to EOC
- DO NOT leave the bunker until directed to do so by an appropriate agency



5 BASIC LIFE SAVING STEPS

- Establish open airway
- Ensure breathing/circulation
- Stop bleeding
- Prevent/treat for shock
- Dress/bandage wounds and splint/immobilize fractures



M.O.P.P. MISSION ORIENTED PROTECTIVE POSTURES

- 0 Wear: mask carrier and field gear
Within arms reach: individual protective equipment
- 1 Wear: overgarment, mask carrier and field gear
Carry: overboots, maskhood, and gloves
- 2 Wear: overgarment, mask carrier, overboots and field gear
Carry: maskhood and gloves
- 3 Wear: overgarment, overboots, maskhood and field gear
Carry: gloves
- 4 Wear: all
- Alpha Wear: maskhood, gloves and field gear
Carry: overgarment and overboots



THREATCONS

- ALPHA Increase security awareness. Report Strange activities. Pass Threatcon on.
- BRAVO Tighten security. Be alert for strange Persons, vehicles, or objects. Inspect Parcels. Inspect vehicles
- CHARLIE Limit movement to essential business Only. Inspect vehicles before use. Follow instructions from Supervisor/SF
- DELTA Take cover. Do not move around unless Directed. Keep exterior doors/windows Locked. Keep blinds/shades drawn.



CHEM GEAR INVENTORY

Mask, Protective, MCU-2A/P (Inspect Every 7 days).....1 ea
Canisters, C-24 ea
Hood, Chemical Protective4 ea
Overgarment, Battle Dress2 ea
Boots, Protective2 pair
Gloves, Protective4 pair
Skin Decontamination, Kit, M291 or M295.....2 kits
Detection paper, M81 book
Detection paper, M91 roll
Canteen Cap, M11 ea

Field Gear includes: (Webgear, canteen, helmet, flak vest)



ALARM CONDITIONS

- Attack probable. If chemical threat, Assume MOPP 1 unless directed otherwise
- Attack imminent/in progress. Take cover. If chemical threat, assume MOPP 4 unless Directed otherwise.
- Stay in shelter unless otherwise Directed. Initiate post attack recon. If chemical, remain in MOPP 4. Contamination is present/suspected.
- ALL CLEAR Attack not probable nor is NBC Contamination present/suspected. Resume normal or recovery operations



Calendar items

- ♦ *First sergeants meet* Wednesdays
- ♦ *Off-base Drivers Course every* Wednesday at 1300 in the PAX Terminal
- ♦ *Right Start Briefings are* Wednesdays and Fridays
- ♦ *Base Advisory Council meets every other* Thursday

- ♦ *Top Three meets every other* Thursday
- ♦ *Prayer Breakfast is the first* Monday of the month
- ♦ *Monthly Birthday Dinners are the last* Monday of the month
- ♦ *Promotion ceremonies are the last day* of the month